



P-ISSN: 2349-8528

E-ISSN: 2321-4902

IJCS 2019; 7(6): 1461-1464

© 2019 IJCS

Received: 25-09-2019

Accepted: 27-10-2019

**Ashok Vardia**

Department of Processing and Food Engineering, CTAE, Maharana Pratap University of Agriculture and Technology, Udaipur, Rajasthan, India

**PS Champawat**

Department of Processing and Food Engineering, CTAE, Maharana Pratap University of Agriculture and Technology, Udaipur, Rajasthan, India

**VD Mudgal**

Dean, College of Dairy and Food Technology, Maharana Pratap University of Agriculture and Technology, Udaipur, Rajasthan, India

**Deepika Kohli**

Department of Processing and Food Engineering, CTAE, Maharana Pratap University of Agriculture and Technology, Udaipur, Rajasthan, India

**Narotam Soni**

Department of Processing and Food Engineering, CTAE, Maharana Pratap University of Agriculture and Technology, Udaipur, Rajasthan, India

**Corresponding Author:****Deepika Kohli**

Department of Processing and Food Engineering, CTAE, Maharana Pratap University of Agriculture and Technology, Udaipur, Rajasthan, India

## Study on effect of drying temperature and size of kair (*Capparis deciduas*) on effective moisture diffusivity

**Ashok Vardia, PS Champawat, VD Mudgal, Deepika Kohli and Narotam Soni**

### Abstract

Drying or removal of moisture helps to reduce the water activity of food product and then increases the shelf life of the food. In the present study, fresh kair were categorized in two group on the basis of size (6.022mm and 9.275mm) and then pretreated in hot water at 100 °C for 5 minutes in 0.1% MgO and 0.1% NaHCO<sub>3</sub> solution. The method of drying used for the study was tray drying at three temperature levels i.e. 45, 50, and 55 °C. The complete drying of kair follows falling rate period only. The total time for drying decreases with increase in temperature of drying air from 45 °C – 55 °C. The effective moisture diffusivity of kair varies from  $3.68 \times 10^{-8}$  to  $1.21 \times 10^{-7}$  m<sup>2</sup>/s and it was also found that diffusivity increases with increase in temperature and it was higher for 9.275 mm samples as compare to 6.022 mm size samples.

**Keywords:** Drying, kair, kinetics, diffusivity, shelf life

### Introduction

Kair (*Capparis decidua*) is a desert bushy plant, which grows wildly without much care in the Thar Desert of western Rajasthan and on farm boundaries. The green immature kair fruits are consumed fresh as vegetable and also processed for making pickles. It has both ecological and economic significance. It has the ability to stabilize sand dunes, check wind erosion, has fair tolerance to salinity, alkalinity and its green immature fruits are an important food item. Kair is also grown in the parts of Punjab, Uttar Pradesh and Haryana and in all wastelands having semiarid and arid conditions (Pareek 1978, Srivastava *et al.* 1998) [7, 9]. Kair is also indigenous to tropical Africa, Arabia, Sindh, Baluchistan, Socotra, Egypt and India (Gupta *et al.* 1989) [3]. The green immature fruits of kair are berry shaped with diameter ranging from 0.7 to 1.8 cm. The skin of the fruit is thick, shiny, bony, dark green and contains golden yellow pulp and many white seeds (Chauhan *et al.* 1986) [1]. It is locally referred as kair in Rajasthan, Karil in Uttar Pradesh, Teent in Haryana, Della in Delhi & Punjab and Nepti in western Maharashtra. Blanching is the pre-treatment method used to arrest few physiological processes and to remove bitterness of kair. It also helps for inactivation of the enzymes, acceleration of drying rate and for reduction of the quality loss. It expels intercellular air from the tissues and also softens the product. Generally, blanching of fruits and vegetables is done by heating in steam or hot water (Xiao *et al.* 2012 and Mate *et al.* 1999) [10, 6].

The green immature kair fruits are available only for few weeks in March -April. They are highly nutritious and their medicinal demand in national and international market is increasing day by day. But due to their perishable nature they become almost unfit for human consumption within few days after harvest, therefore it is essential to process the green immature kair fruits. Further, the inherent bitterness present in fruits is also required to be reduced with suitable processing treatments. The shelf life of kair fruits can be increased after dehydration and long term availability of product can be assured for preparation of some medicine in the form of powder or in the form of bark Gupta *et al.* (1989) [3]. Removal of water or making it unavailable for microbial growth is the most important principal used in food processing. The, dehydration of fruits and vegetables is an important part of the food industry. The development of suitable dehydration process for fruits and vegetables necessitate the study of kinetics during drying process. Prior to dehydration process some pre-treatments are always

required to avoid the enzymatic browning and bitterness of the product which may be due to some chemical compound naturally present in the kair.

The objective of present research work was to compare the effect of size of sample (6.022 and 9.275 mm) and temperature of drying air (45, 50, and 55 °C) on effective moisture diffusivity for kair.

## Material and Method

### Sample

Green immature kair were procured from the local market of Jodhpur. They were cleaned manually to separate and discard the foreign material like other plant parts, sand particles, dust and the ripened /damaged fruits, sorted and graded on the basis of size. Finally, pre-treatments were applied to graded kair and drying experiments were performed.

### Methods

Blanching of green immature kair at 100 °C for 5 minutes was performed with 0.1% MgO and 0.1% NaHCO<sub>3</sub>. The kair after blanching were cooled immediately with tap water to prevent over blanching and subsequently soaked in 0.5% KMS solution for 30 minutes. Pretreated graded kair was then dried in tray dryer in single layer at 3 levels of temperature (Kohli *et. al.* 2017 and Kohli *et. al.* 2018) [4, 5]. The weight of sample was recorded in interval of one hour to check the change in moisture content. The drying was continued till the two to three consecutive weights which didn't vary more than 3 – 5 mg and that final weight was recorded. The dried samples were packed in polyethylene bags of 200 gauge in air tight condition and stored at room temperature in desiccators. The initial moisture contents of green immature untreated and treated kair were determined by oven drying method as described by Ranganna, 2000 [8].

$$\text{Percent moisture content (wb)} = \frac{W_w}{W_w + W_d} \times 100 \quad \dots (1)$$

$$\text{Percent moisture content (db)} = \frac{W_w}{W_d} \times 100 \quad \dots (2)$$

Where, W<sub>w</sub> is weight of moisture evaporated and W<sub>d</sub> is weight of dry matter.

### Drying characteristics

#### Drying rate

The moisture content data recorded during experiments were analysed to determine the moisture lost by sample in unit time interval. The drying rate R of sample was calculated by following weight balance equation (Kohli *et. al.* 2017) [4]:

$$R = \frac{\text{WML (kg)}}{\text{Time interval (hours)} \times \text{DM (kg)}} \quad \dots (3)$$

Where, R is drying rate at time θ, g water lost/g of bone dry matter/h

WML = Initial weight of sample – Weight of sample after time θ, g

DM = dry matter, g

### Diffusivity

In drying, diffusivity is used to indicate the flow of moisture out of material. In the falling rate period of drying, moisture is transferred mainly by molecular diffusion. Diffusivity is influenced by shrinkage, case hardening during drying, moisture content and temperature of material. In the falling rate period of drying, water is transported by diffusion from interior to surface of material. The falling rate period of drying of biological materials is best described by Fick's diffusion model as

$$\frac{\partial M}{\partial t} = D \frac{\partial^2 M}{\partial r^2} \quad \dots (4)$$

Where, D = Diffusion coefficient, m<sup>2</sup> /s, M is the moisture content, R is the distance from the center line and t is the time elapse during the drying. Assuming uniform initial moisture distribution and negligible external resistance, the solution of above mentioned equation as proposed by Crank (1975) [2] is

$$\frac{M - M_e}{M_o - M_e} = \frac{6}{\pi^2} \sum_{n=1}^{\infty} \frac{1}{(n)^2} \exp \left[ - (n)^2 \pi^2 \frac{Dt}{r_s^2} \right] \quad \dots (5)$$

Neglecting the higher values of n, that is n>1

$$MR = \frac{M - M_e}{M_o - M_e} = \frac{6}{\pi^2} \exp \left[ - \pi^2 \frac{Dt}{r_s^2} \right] \quad \dots (6)$$

Then,

Where, MR = Moisture ratio, dimensionless

M<sub>e</sub> = Equilibrium moisture content, g water / g dry matter

M<sub>o</sub> = Initial moisture content, g water/ g dry matter

M = Moisture content at time (t), g water / g dry matter

R<sub>s</sub> = Radius of sphere, m

t = Time, s

D = Diffusion coefficient, m<sup>2</sup> /s

Rearranging the above mentioned Eq. as

$$\ln(MR) = \ln \left[ \frac{6}{\pi^2} \right] - \left[ \pi^2 \frac{Dt}{r_s^2} \right] \quad \dots (7)$$

or

$$\ln(MR) = -0.4977 - \left[ \pi^2 \frac{Dt}{r_s^2} \right] \quad \dots (8)$$

If the ln (MR) versus time is plotted, then it will result in a straight line and the slope of the straight line can be used to predict the diffusivity.

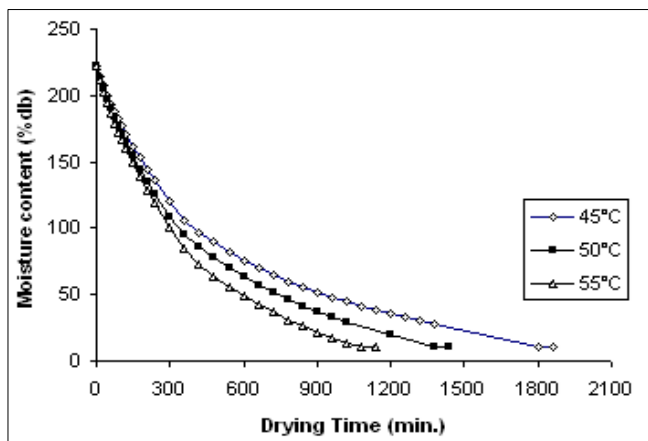
## Result and Discussion

### Properties of Kair

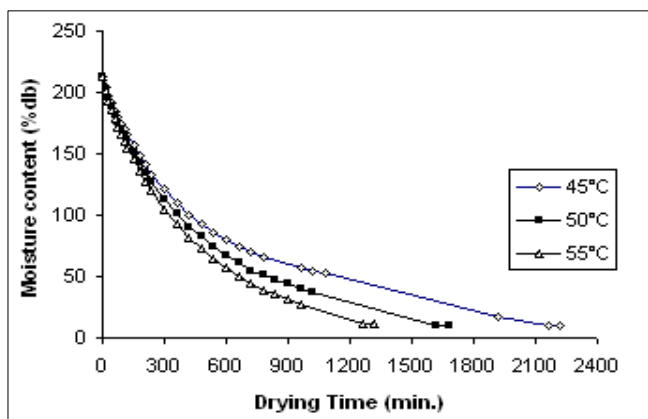
The average size of two categories of kair was found 6.022 and 9.275 mm respectively. The sphericity of green immature kair of 6.022 mm and 9.275 mm were observed as 0.92 and 0.96 respectively. The average initial moisture content of untreated kair on wet basis was found to be 69%.

**Moisture content**

Variation in moisture content with drying time of green immature kair is shown in Fig. 1 and 2. It took 30, 23 and 18 hours of drying for reducing the moisture content from 222.58% to 10.97, 10.97 and 10.65 percent for drying air temperature of 45°, 50° and 55 °C respectively. It can also be seen that moisture content reduced at a faster rate in first two hrs and then at a slower rate for all three temperatures.



**Fig 1:** Effect of drying time on moisture content at different drying temperatures for 6.022 mm

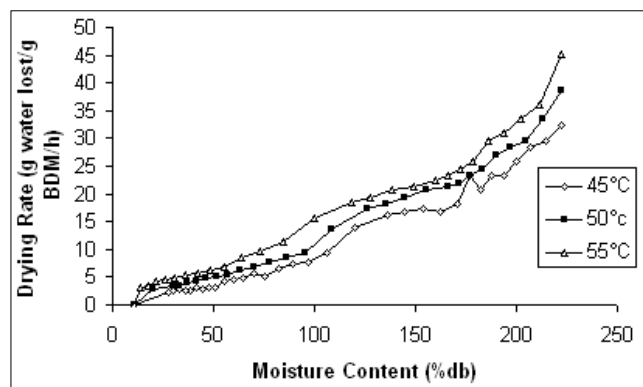


**Fig 2:** Effect of drying time on moisture content at different drying temperatures for 9.275 mm

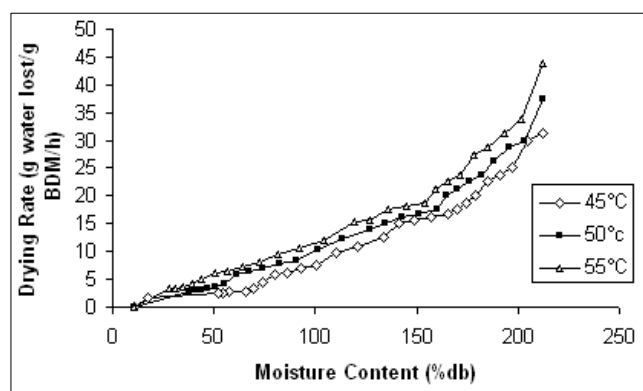
**Drying rate curve**

It was found that the complete drying of pretreated green immature kair took place in falling rate period and the constant rate period was completely absent in the all air drying experiments. It was also implicit from the curve that drying rate was higher in initial period of drying and subsequently it reduced as decrement in moisture content took place. The maximum drying rate of 32.26, 38.71 and 45.16 g water/g BDM/h were observed at 45°, 50° and 55 °C temperatures respectively. It reveals that at commencement of the air drying experiment when moisture content of the

pretreated green immature kair was quite high and there was less resistance to the moisture flow. The effect of moisture content on drying rate at different drying temperatures for 6.022 and 9.275 mm is shown in Fig. 3 and 4.



**Fig 3:** Effect of moisture content on drying rate at different drying temperatures for 6.022 mm



**Fig 4:** Effect of moisture content on drying rate at different drying temperatures for 9.275 mm

**Diffusivity during convective air drying of green immature pretreated kair**

The diffusivity of water in the green immature pretreated kair during convective air-drying was calculated by the method of slope as explained in materials and method. The effect of dehydration temperature on variation in ln (MR) at different drying time during subsequent air drying of green immature pretreated kair of 6.022 mm and 9.275 mm size are shown in Fig. 5 and 6. It can be observed from these figures that ln (MR) versus time followed a straight line relationship with negative slope for all temperatures under study. It is found that the diffusivity of water molecules during the air drying of green immature pretreated kair of 6.022mm and 9.275 mm size varied from 3.68 x10<sup>-8</sup> to 1.21 x10<sup>-7</sup> m<sup>2</sup>/s. It is also observed from the Table 1 that the values of diffusivity obtained from the drying experiments did not vary much for 45°, 50° and 55 °C temperatures for green immature pretreated kair of 6.022 and 9.275 mm size.

**Table 1:** Effect of drying temperature and size of sample on diffusion coefficient

Size (mm)	Temp. (°C)	Equation developed	R <sup>2</sup> values	Diffusion coefficient ( m <sup>2</sup> /s)
6.022	45	y = -0.0018x - 0.074	0.997	3.68 x10 <sup>-8</sup>
	50	y = -0.0024x - 0.0153	0.9941	4.91 x10 <sup>-8</sup>
	55	y = -0.0034x + 0.1037	0.967	6.95 x10 <sup>-8</sup>
9.275	45	y = -0.0016x - 0.0583	0.9854	7.76 x10 <sup>-8</sup>
	50	y = -0.002x - 0.0585	0.9979	9.70 x10 <sup>-8</sup>
	55	y = -0.0025x - 0.0235	0.9991	1.21 x10 <sup>-7</sup>

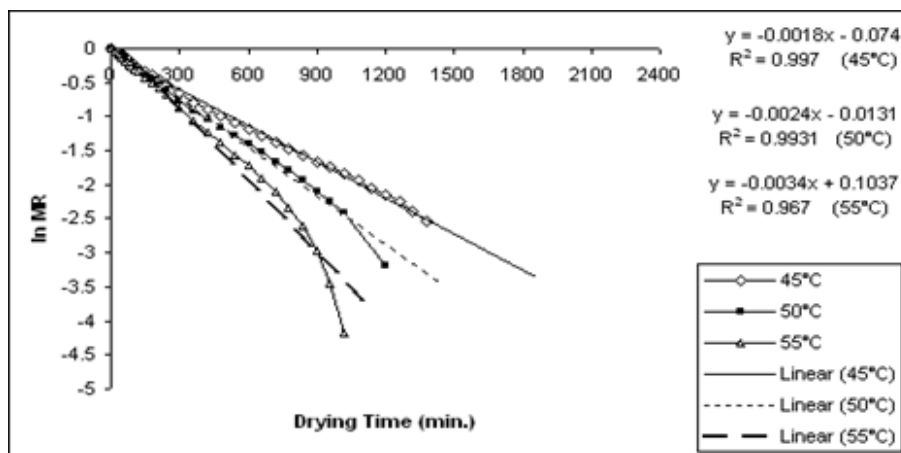


Fig 5: Effect of drying time on moisture ratio at different drying temperatures for 6.022 mm

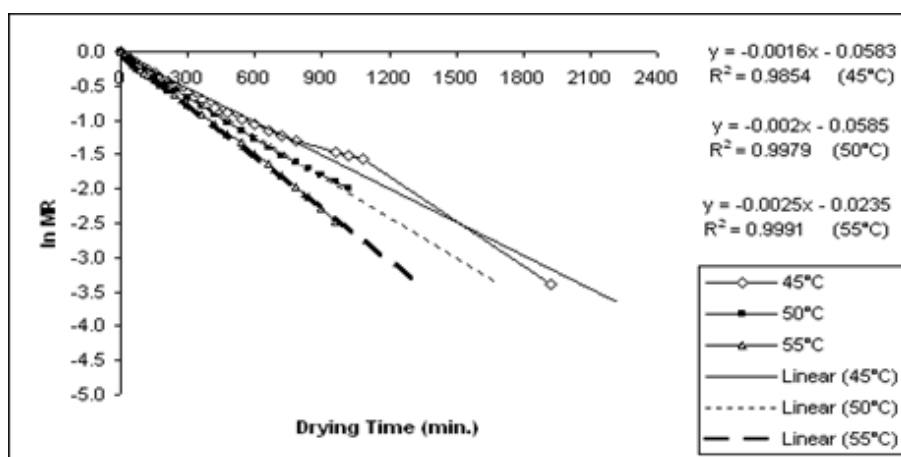


Fig 6: Effect of drying time on moisture ratio at different drying temperatures for 9.275 mm

## Conclusion

The present study concludes that the drying of *kair* was carried out only in the falling rate stage which shows that the moisture removed from the product was governed by diffusion phenomenon. The drying time of *kair* decreases and the effective diffusivity increases as the air temperature was increased. The highest effective diffusion was found to be  $1.21 \times 10^{-7} \text{ m}^2/\text{s}$  for a drying at temperature  $55^\circ\text{C}$  of 9.275 mm sized *kair*. The lowest effective diffusion was  $3.68 \times 10^{-8} \text{ m}^2/\text{s}$  for drying at temperature  $45^\circ\text{C}$  of 6.022 mm sized *kair*.

## References

1. Chauhan BM, Duhan A, Bhat CM. Nutritional value of *kair*, J. Food Sci. Tech. 1986; 23(2):106-108.
2. Crank J. Mathematics of Diffusion. UK: Clarendon Press, oxford, 1975.
3. Gupta IC, Harsh LN, Shankarnarayana KA, Sharma BD. Indian Fmg. 1989; 38(11):18-19.
4. Kohli D, Pandey JP, Shahi NC, Singh A. Drying of Asparagus in solar and fluidized bed dryer. International Journal of Agriculture Sciences. 2017; 9(13):4072-4076.
5. Kohli D, Shahi NC, Kumar A. Drying Kinetics and Activation Energy of Asparagus Root (*Asparagus racemosus* Wild.) for Different Methods of Drying. Current Research in Nutrition and Food Science. 2018; 6(1):191-202.
6. Mate JI, Zwietering M, van't Riet K. The Effect of Blanching on the Mechanical and Rehydration Properties of Dried Potato Slices. European Food Research and Technology. 1999; 209:343-347.
7. Pareek OP. Arid Fruit Research Scientific publishers, Jodhpur. Indian Hort. 1978; 23(2):23-30.
8. Ranganna S. Hand book of analysis and Quality control for fruit and vegetable Products. IInd edition. Tata Mc-Graw Hill Book Company, New Delhi (India), 2000.
9. Srivastav AK, Singh HK, Pandey AK. An exploited minor fruit: *Kair* MFP News. 1998; 8(4):7-8.
10. Xiao HW, Yao XD, Lin H, Yang WX, Meng JS, Gao ZJ. Effect of SSB (Superheated Steam Blanching) Time and Drying Temperature on Hot Air Impingement Drying Kinetics and Quality Attributes of Yam Slices. Journal of Food Process Engineering. 2012; 35:370-390.