



P-ISSN: 2349-8528

E-ISSN: 2321-4902

www.chemijournal.com

IJCS 2021; 9(2): 1186-1193

© 2021 IJCS

Received: 24-01-2021

Accepted: 27-02-2021

**Srikanth GA**

Department of Plant Physiology,  
Sampoorna International Institute of  
Agricultural Science and  
Horticultural Technology, Belekere,  
Channapatna, Karnataka, India

**Rakesh AG**

Department of Plant Physiology,  
Sampoorna International Institute of  
Agricultural Science and  
Horticultural Technology, Belekere,  
Channapatna, Karnataka, India

**Naveen Kumar A**

Department of Plant Physiology,  
Sampoorna International Institute of  
Agricultural Science and  
Horticultural Technology, Belekere,  
Channapatna, Karnataka, India

**Afridi Basha M**

Department of Plant Physiology,  
Sampoorna International Institute of  
Agricultural Science and  
Horticultural Technology, Belekere,  
Channapatna, Karnataka, India

**Sai Praveen T**

Department of Plant Physiology,  
Sampoorna International Institute of  
Agricultural Science and  
Horticultural Technology, Belekere,  
Channapatna, Karnataka, India

**Vamsi T**

Department of Plant Physiology,  
Sampoorna International Institute of  
Agricultural Science and  
Horticultural Technology, Belekere,  
Channapatna, Karnataka, India

**Krishna Kishore K**

Department of Plant Physiology,  
Sampoorna International Institute of  
Agricultural Science and  
Horticultural Technology, Belekere,  
Channapatna, Karnataka, India

**Corresponding Author:****Srikanth GA**

Department of Plant Physiology,  
Sampoorna International Institute of  
Agricultural Science and  
Horticultural Technology, Belekere,  
Channapatna, Karnataka, India

## Uptake of nutrient by soilless culture on radish (*Raphanus sativus*) for significant utilization of NUE

**Srikanth GA, Rakesh AG, Naveen Kumar A, Afridi Basha M, Sai Praveen T, Vamsi T and Krishna Kishore K**

### Abstract

Invariably, some of the world's agricultural fields lack one or more of the vital nutrients required to sustain healthy plants. In the current scenario, soil-less culture is becoming more essential in order to contend with these challenges. Plants are raised without soil in a soil-less culture. Improved methods of food production in the soil-less society of space and water conservation. Currently, with 6 billion people, it is just 0.25 ha and will hit 0.16 ha by 2050. Arable land under cultivation would further decrease due to rapid urbanisation and industrialization, as well as the melting of icebergs as an obvious result of global warming. Again the state of soil fertility has reached a degree of saturation, and with an increased level of fertilizer use, productivity does not increase further. Acidity, alkalinity, salinity, anthropogenic processes, nature of farming, and erosion can lead to soil degradation. Effective utilization of nutrients under hydroponic system made an enhanced plant growth and development on Radish (*Raphanus sativus*). Amendments are essential for a proper nutrient supply and maximum yields. Estimates of overall efficiency of applied fertilizer have been reduced under soil less culture. Treatments like T1N1 Control, T2N2 (10% POP) recommended fertilizer, T3N3 (20% POP), T4N4 (30% POP) and T5N5 (40% POP), T6N6 (50% POP), T7N7 (60% POP) and T8N8 (70% POP). Biochemical chemical parameters like Stomatal density and Chlorophyll pigment composition, Germination percentage was noticed for each treatment under different percentages. Randomly selected seedlings were shifted in hydroponic system containing different POP (package of practice) doses. Various growth parameters like root length, plant height, root weight, number of leaves, and total dry weight were recorded for each treatment. Utilization of nutrients and differences are attributed to morphological, physiological and biochemical processes in plants and their interaction is significantly increased under hydroponic system. An improved NUE in plants can be achieved by significant utilization of nutrient under this soilless culture.

**Keywords:** Nutrient use efficiency, hydroponics, radish, package of practices

### Introduction

Plants that are efficient in absorption and utilization of nutrients greatly enhance the efficiency of applied fertilizers, reducing cost of inputs, and preventing losses of nutrients to ecosystems. Inter- and intra-specific variation for plant growth and mineral nutrient use efficiency (NUE) are known to be under genetic and physiological control and are modified by plant interactions with environmental variables. There is need for breeding programs to focus on developing cultivars with high NUE. Identification of traits such as nutrient absorption, transport, utilization, and mobilization in plant cultivars should greatly enhance fertilizer use efficiency. Radish (*Raphanus sativus* L) belongs to the family Brassicaceae, genus *Raphanus* and species *sativus*. It is one of the most important and popular root vegetable grown in tropical, subtropical and temperate regions of the world. It is grown both as an annual and a biennial vegetable crop depending upon the purpose of which it is grown. Radish is predominantly a cool season vegetable crop. But Asiatic types can tolerate higher temperature than European varieties. In the mild climate, radish can be grown almost all year round except for few months in summer.

World population is expected to increase from 6.0 billion in 1999 to 8.5 billion by 2025. Such an increase in population growth will intensify pressure on the world's natural resource base (land, water, and air) to achieve higher food production. Increased food production could be achieved by expanding the land area under crops and by increasing yields per unit area through

intensive farming. About 1.44 billion ha of the world's land is arable and is under permanent cropping (FAO 1992, 1993) [35-36]. Most of the land that could be brought under cropping has been utilized with exception of some land in Sub-Saharan Africa and South America (Borlaug and Doswell, 1993) [19]. Intensive cultivation invariably leads to degradation of land and lowers its fertility and productivity. Many agricultural soils of the World are deficient in one or more of the essential nutrients to support healthy and productive plant growth. Acidity, alkalinity, salinity, erosion, anthropogenic processes and farming practices have contributed to soil degradation and lowering of fertility across different agroecosystems. Mineral stress problems in various soil orders of the world are due to the nature of parent materials and climatic factors (Dudal, 1976) [27]. Acidic soils occupy close to four billion ha of the ice-free land area in the world. The total area of salt affected soils in the world is about 950 million ha. Worldwide elemental deficiencies for essential macro and micro nutrients and toxicities by Al, Mn, Fe, S, B, Cu, Mo, Cr, Cl, Na, and Se, have been reported (Baligar and Fageria, 1997) [10].

Chemical fertilizers are one of the expensive inputs used by farmers to achieve desired crop yields. Currently, about 12 million tons of N, 2 million tons of P, and 4 million tons of K are being used annually in North American agriculture. Recovery of applied inorganic fertilizers by plants is low in many soils. Estimates of overall efficiency of these applied fertilizers have been about 50% or lower for N, less than 10% for P, and close to 40% for K (Baligar and Bennett, 1986, a, and b) [6-7]. These lower efficiencies are due to significant losses of nutrients by leaching, run-off, gaseous emission and fixation by soil. These losses can potentially contribute to degradation of soil, and water quality and eventually lead to overall environmental degradation. These are compelling reasons of the need to increase NUE.

Best management practices are the best external alternative that can be applied to improve NUE. Plant genetics and physiological mechanisms and their interaction with BMPs are also a tool that can be used to increase efficiency of cropping systems. Our objective is to present a broad spectrum of NUE in plants. Several other authors have reported extensively on this topic (Baligar and Duncan, 1990; Baligar and Fageria, 1997; Barber, 1995; Blair, 1993; Duncan, 1994, Duncan and Carrow, 1999; Epstein, 1972; Fageria, 1992; Fageria *et al.*, 1997a; Gerloff and Gabelman, 1983; Marschner, 1995; Mengal and Kirkby, 1982; and Vose, 1987) [8, 10, 13, 17, 30, 29, 31, 39, 47, 50, 56].

### Estimation of NUE in Plants

The evaluation of NUE is useful to differentiate plant species, genotypes and cultivars for their ability to absorb and utilize nutrients for maximum yields.

The NUE is based on (a) uptake efficiency (acquire from soil, influx rate into roots, influx kinetics, radial transport in roots are based on root parameters per weight or length and uptake is also related to the amounts of the particular nutrient applied or present in soil), (b) incorporation efficiency (transports to shoot and leaves are based on shoot parameters) and (c) utilization efficiency (based on remobilization, whole plant i.e. root and shoot parameters).

Some of the commonly used efficiency definitions are given below. For the extensive coverage of this area, readers are referred to Baligar and Duncan (1990) [8]; Baligar and Fageria (1997) [10]; Blair (1993) [17]; Fageria (1992); and Gerloff and Gablemen (1983) [39].

Nutrient efficiency ratio (NER) was suggested by Gerloff and Gabelman (1983) [39] to differentiate genotypes into efficient and inefficient nutrient utilizers.

NER = (Units of Yields, kgs) kg kg<sup>-1</sup> (Unit of elements in tissue, kg)

**Agro physiological efficiency (APE)** has been defined as the economic yield obtained per unit of nutrient absorbed. Overall NUE in plant is a function of capacity of soil to supply adequate levels of nutrients, and ability of plant to acquire, transport in roots and shoot and to remobilize to other parts of the plant. Plants interaction with environmental factors such as solar radiation, rainfall, temperature and their response to diseases, insects and allelopathy and root microbes have a great influence on NUE in plants. Detailed discussion on these various areas are given in reviews by Baligar and Duncan (1990) [8]; Baligar and Fageria (1997) [10] and Blair (1993) [17].

Among other nutrient dynamics, these factors can affect mineralization and immobilization, fixation by adsorption and precipitation mechanisms, leaching, runoff, and gaseous losses via denitrification and ammonia volatilization (Baligar and Fageria, 1997) [10]. Adverse soil physical properties affect the longitudinal and radial root growth, root distribution, morphology by stunting, thickening, reduction of second and third order lateral roots and root anatomical changes (Bennie, 1996; Russell, 1977; Taylor *et al.*, 1972) [15, 53]. High mechanical impedance leads to loss of root caps and reduction in radial thickening primarily due to shorter and wider cells with the same volume in the cortex (Camp and Lund, 1964) [21] and a thicker cortex. This may also cause changes in cell structure of the endodermis and pericycle. Such changes in the size and internal and external morphology of roots due to the adverse soil physical conditions will influence the root's ability to explore larger soil volume and reduce nutrient and water availability and uptake, leading to low NUE and lower yields.

Leaching and crop removal of basic cations, N<sub>2</sub> fixation by legumes, use of heavy levels of organic and inorganic N fertilizers, and atmospheric deposition of N and sulfur oxides are major factors for soil acidification that leads to degradation and lower productivity and soil quality in temperate and tropical regions of the world (Baligar and Ahlrich, 1998; Sumner *et al.*, 1991) [6, 52]. Acidic soils have phyto-toxic levels of Al, Mn, Fe, and H and deficient levels of N, P, K, Ca, Mg, Mo, and Zn to support good plant growth (Baligar and Fageria, 1997; Fageria *et al.*, 1990; Sumner *et al.*, 1991) [10, 52]. Both of these factors are largely responsible for reduced growth and lower NUE (Baligar and Fageria, 1997; Fageria *et al.*, 1990; Foy, 1992; Marschner, 1995 Sumner *et al.*, 1991) [10, 47, 52].

During recent decades the soil concentrations of elements such as Cd, Cr, Ni, Pb, Cu, Zn, As, Co, and Mn in some agricultural soils have been increasing due to use of soil amendments, pesticides and other anthropogenic activities (Adriano, 1986; Alloway, 1995; Kabata-Pendias and Pendias, 1992) [3, 42]. These trace elements, if present at excess levels pose phyto-toxicity and can reduce plant growth and nutrient uptake and eventually reduce NUE (Baligar *et al.*, 1998a; Kabata-Pendias and Pendias, 1992; Marschner, 1995) [7, 47, 42]. The availability of these heavy metals will be affected by soil pH, temperature, redox potentials, anion ligand formation, and composition and quantity of soil solution among other factors (Alloway 1995) [3].

Root morphology parameters such as length, thickness, surface areas, density, root hairs and root growth rate expressed as dry mass and/or root: shoot ratios are affected by deficiencies of essential minerals and/or excess of minerals (Kafkafi and Bernstein, 1996; Marschner, 1995) [43, 47]. Clark (1970) [22] reported that in solution culture studies with maize, reducing the supply of essential nutrients from full strength to none increased root: shoot ratio in P, Ca, S, and Zn treatments; however, root: shoot ratios decreased in NO<sub>3</sub>-N, Mg, Mn, and Cu treatments. Effects of soil organic matter (SOM) on physical parameters and nutrient dynamics and how they impact NUE have been reported by several authors (Von Uexkull, 1986) [54]. The SOM helps to maintain good aggregation and increase water holding capacity and exchangeable K, Ca, and Mg. It also reduces P fixation, leaching of nutrients and decreases toxicities of Al and Mn. Best management practices such as addition of crop residues, green manure, compost, animal manure, use of cover crops, reduced tillage and avoiding burning of crop residues can significantly improve the level of SOM and contribute to the sustainability of the cropping systems and higher NUE.

Changes in the soil nutrient reserve and alteration in root systems under different tillage systems might have direct bearing on the nutrient availability and uptake by crops. Tillage practices such as conventional, conservation and no-tillage are known to bring changes in SOM, nutrient concentrations, bulk density, water holding capacity and soil temperature among others. Higher contents of available P, Ca, K and organic C and N have been reported for no tillage than for conventional tillage (Blevins *et al.*, 1983; Ismail *et al.*, 1994; Lal, 1976; Mahboubi *et al.*, 1993; Saffigna *et al.*, 1989) [18, 41, 45]. Minimum tillage increases root growth in the top 12 cm of soil for barley (*Hordeum vulgare L*) and oat (*Avena sativa L*) cropping systems (Ehlers *et al.*, 1983; Ellis *et al.*, 1977). Minimum tillage has also been reported to increase root weight, length, and density, increasing the nutrient and water use efficiencies (Adkinson, 1990; Hackett, 1969; Mengal and Barber, 1974) [1, 40, 49]. Baligar *et al.*, (1998b) [7] reported that shoot dry matter yields and root length and density of silage corn in no-till were significantly higher than in conventional tillage. Such improved root parameters contributed to higher yields and uptake efficiencies of N, P, Ca, S, Cu, Fe, and Zn. Improved tillage equipment and practices need to continue being developed to increase NUE across different agroecosystems.

### Plant Factors

Selection of improved genotypes adaptable to a wide range of climatic changes has been a major contributor to the overall gain in crop productivity. Steady increase in the average yields of major crops during the second half of the 20th century has been achieved through genetic improvement coupled with improvement in best management practices. In spite of such advances, the average production of major crops at the farm level, are still two to four times lower than the recorded maximum potentials. Modern genotypes of rice (*Oriza sativa L*), corn, wheat (*Triticum aestivum L*) and soybean (*Glycine max L. Merrill*) are more efficient in absorption and utilization of nutrients as compared to older cultivars (Clark and Duncan, 1991; Fageria, 1992). Borlaug and Doswell (1994) [20] stated that soil fertility is the single most important factor that limits crop yields in developing countries. As much as 50% of the increase in crop yields worldwide during the 20th century is due to the use of chemical fertilizers. Genetic variability has been reported to

explain the differences in NUE and the parameters of nutrient uptake (Baligar and Duncan, 1990; Baligar and Fageria, 1997; Barber, 1995; Clark, 1982; Clark and Duncan, 1991; Duncan, 1994; Duncan and Carrow, 1999; Epstein, 1972; Foy, 1983; Gerloff, 1987; Gerloff and Gabelman, 1983; Vose, 1984) [8, 10, 13, 30, 29, 31, 39, 55, 23, 24]. Such differences in growth and NUE in plants have been related to differences in absorption, translocation, shoot demand, dry matter production per unit of nutrient absorbed, and environmental interactions (Clark and Duncan, 1991) [24]. Overall NUE in plants is governed by the flux of ions from the soil to the root surface and by the influx of ions into roots followed by their transport to the shoots and remobilization to plant organs. The root morphological factors such as length, thickness, surface area, and volume have profound effects on the plant's ability to acquire and absorb nutrients in soil. These parameters influence the ability of the roots to penetrate high density soil layers, to tolerate temperature and moisture extremes, and toxicities and deficiencies of elements. (Baligar and Duncan, 1990; Barber, 1995) [8, 13].

### Material and methods

The experiment was undertaken with the main objective to evaluate the Uptake of Nutrient by soilless culture on radish (*Raphanus sativus*) for significant utilization of NUE. For this, pot culture experiments were conducted. Experimental plants were maintained in pot culture. Observations on growth, physiological and biochemical parameters were recorded during crop period.

The experiment was conducted in department of Plant Physiology located at Sampurna International Institute of Agriculture Sciences and Horticultural Technology, situated at Belekere, Channapatna. Planting material, crop radish (*Raphanus sativus*) plants were used for the study. The seed materials were procured from Sampurna International Institute of Agriculture Sciences and Horticultural Technology. The experiment was laid out in CRD with nine treatments and two replications.

### Procedure

After successful germination test (Plate 01) we shifted to pots, potted plants (3 plants/pot 2kg potting mixture) were used for this experiment. Plants were maintained different percentage of Nutrient treatment. Observations were taken at biweekly intervals, till stress period of two weeks (Plate 02 & 03). Observations were taken from average of three replication after 25 DAS day after sowing.

### Observations: Growth Parameters

#### 1. 1. Number of Leaves

Total numbers of leaves in the experimental plants were counted.

#### 2. 2. Root Weight (g)

The roots of plants were cut at the base level and washed free of adhering soil with low jet of water. The roots were then ov

#### 3. 3. Root length (cm)

The root of the plants was calculated as length of root in centimeter.

#### 4. 4. Root weight (g)

The sum of root and shoot dry weights were taken as the total root weight yield.

## Physiological and Biochemical parameters

### Chlorophyll pigments (mg g<sup>-1</sup>)

Chlorophyll content of leaf samples were estimated as per the procedure described by Arnon (1949). A weighed quantity of leaf sample (0.5g) was taken from fully expanded third leaf and cut into small bits. These bits were put in test tubes and incubated overnight at room temperature, after pouring 10 ml DMSO: 80% acetone mixture (1:1 v/v). The coloured solution was decanted into a measuring cylinder and made up to 25 ml with the DMSO-acetone mixture. The absorbance was measured at 663, 645, 480 and 510nm. The chlorophyll content was measured by substituting the absorbance values in the given formula and dried and dry weight was recorded.

$$\text{TotalChl}(a+b) = (8.02 \times A_{663} - 20.2 \times A_{645}) \times \frac{V}{1000} \times \frac{1}{\text{freshweight}}$$

### Stomatal density (no.mm<sup>2</sup>)

Stomatal density refers to the number of stomata per unit area of leaf. A thick mixture of thermocol and xylene was prepared and this was smeared on both the surfaces of leaves and allowed to dry. It was peeled gently after drying and the peel was observed under microscope and counted using a 40X objective and 10X eyepiece. The field of the microscope was measured using a stage micrometre and stomatal frequency

per unit area was calculated.

$$\text{Stomatal frequency} = \frac{\text{Number of stomata}}{\text{Area of the microscopic field}}$$

### Statistical analysis

The experiment used a CRD with three treatments and each treatment was analysed with three replications. Statistical analysis was performed using ANOVA. P values  $d \leq 0.05$  were considered as significant.

### Results and discussion

The current experiment entitled evaluate the Uptake of Nutrient by soilless culture on radish (*Raphanus sativus*) for significant utilization of NUE was undertaken with the objective to study the effect of nutrient use efficiency under soil less culture on radish under varying different nutrient percentages. Three sets of pot culture experiments were conducted during 2020. The experiments were laid out in CRD factorial.

Alteration in growth performance of radish under the studied by treatment of nutrient level analyzing the parameters viz leaf number, root weight, root length and total root weight accumulation were significantly increasing.



Plate 1: Plants under soilless culture.



Plate 2: Experimental setup of soilless culture on radish

(Fig 04) was also observed under different percentage of nutrients. Highest values in biochemical parameters were

recorded for total chlorophyll content (2.46 mg g<sup>-1</sup>) (Fig 02), Stomatal density (213.12 n/mm<sup>2</sup>) (Fig 03). Among the

different nutrient plants responded better under low concentration in T4N4 treatment.

### Conclusions

Increased NUE in plants is vital to enhance the yield and quality of crops, reduce nutrient input cost and improve soil, water and air quality. NUE in plants need to be clearly defined and carefully selected to reflect the end use. Much can be achieved by selecting nutrient efficient genotypes and to incorporate these in breeding programs. However, the poorly developed state of nutritional genetics of plants and its

response to environmental variables and management practices and the difficulty of identifying nutrient efficiency traits by rapid and reliable techniques have contributed to a lack of progress and success in breeding plant cultivars with high NUE. Plant species and cultivars within species differ in absorption and utilization of nutrients and such differences are attributed to morphological, physiological and biochemical processes in plants and their interaction with climatic, soil, fertilizer, biological and management practices. An improved NUE in plants can be achieved by hydroponic system for upcoming climatic changing condition.

**Table 1:** Comparison of physiological growth parameters under soilless culture in radish.

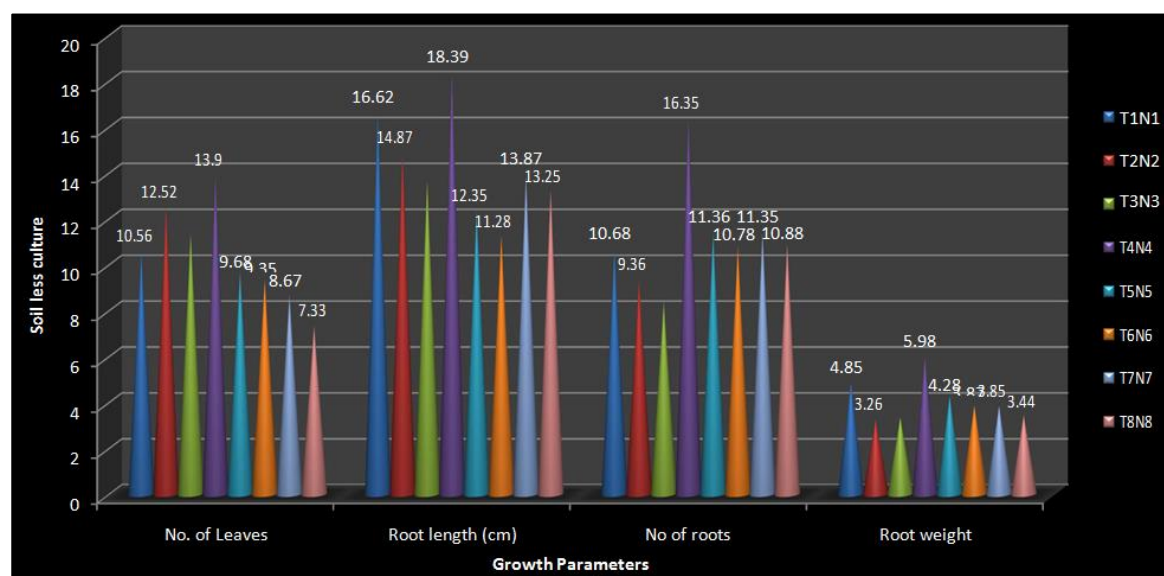
Treatments	No. of Leaves	Root length (cm)	No of root (No.)	Root weight (g)
T1N1 Control	10.56	16.62	10.68	4.85
T2N2 (10% POP)	12.52	14.87	9.36	3.26
T3N3 (20% POP)	11.35	13.68	8.38	3.35
T4N4 (30% POP)	13.90	18.39	16.35	5.98
T5N5 (40% POP)	9.68	12.35	11.36	4.28
T6N6 (50% POP)	9.35	11.28	10.78	3.87
T7N7 (60% POP)	8.67	13.87	11.35	3.85
T8N8 (70% POP)	7.33	13.25	10.88	3.44
CD (0.05)	1.218	1.736	1.612	1.126
SE± (m)	0.402	0.634	0.485	0.218
SE± (d)	0.639	0.931	0.736	0.443

Significant differences at CD (0.05), Replication-3, T- Treatment

**Table 2:** Comparison of biochemical parameters under soil less culture in radish.

Treatments	Chlorophyll pigment composition	Stomatal Density (n/mm <sup>2</sup> )	Germination percentage (%)
T1N1 Control	1.68	198.12	82.79
T2N2 (10% POP)	1.26	165.35	84.33
T3N3 (20% POP)	1.44	152.37	85.46
T4N4 (30% POP)	2.46	213.12	89.34
T5N5 (40% POP)	1.87	166.35	79.36
T6N6 (50% POP)	1.75	152.48	82.22
T7N7 (60% POP)	1.64	166.35	84.36
T8N8 (70% POP)	1.49	162.66	84.17
CD (0.05)	0.457	0.752	1.348
SE± (m)	0.030	0.325	0.463
SE± (d)	0.041	0.298	0.375

Significant differences at CD (0.05), Replication-3, T- Treatment



**Fig 1:** Physiological growth parameters under soilless culture in radish.

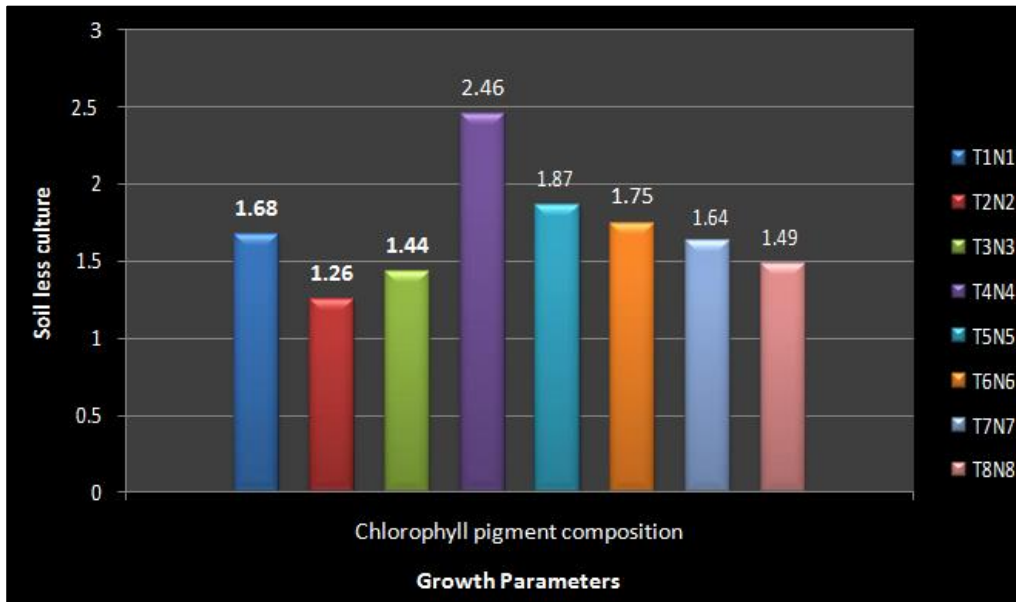


Fig 2: Effect of Pigment composition under soilless culture in radish.

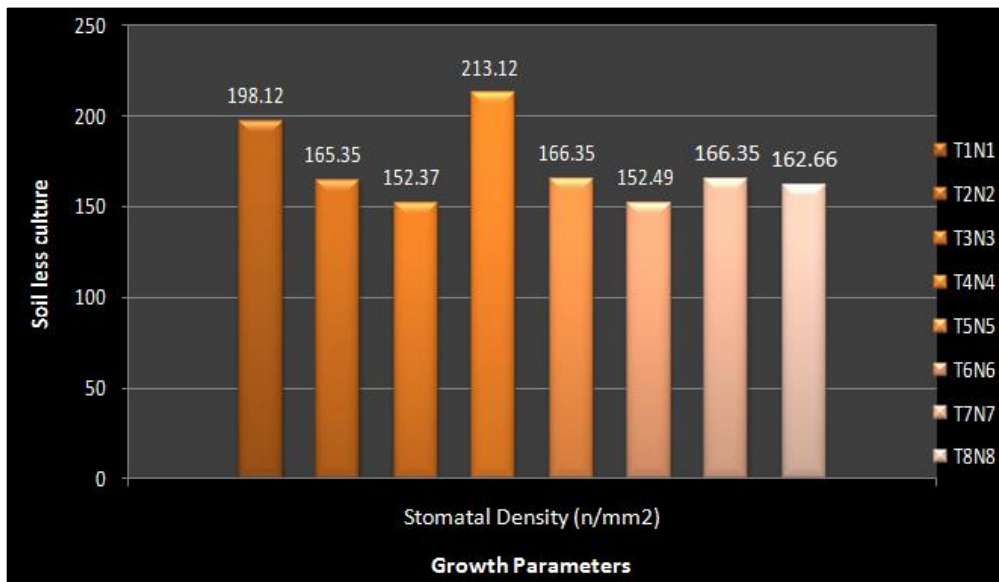


Fig 3: Effect of Stomatal density under soilless culture in radish.

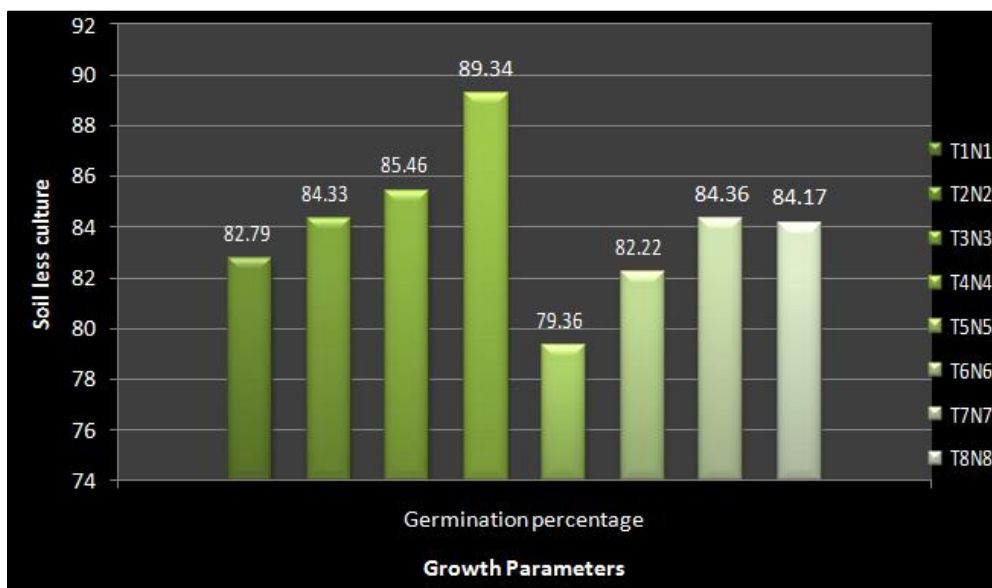


Fig 4: Effect of Germination percentage under soilless culture in radish.



**Plate 3:** Preparation of Hydroponic system unit in department of Plant physiology SIASHT.

### References

- Adkinson D. Influence of root system morphology and development on the need for fertilizer and efficiency of use 1990, 411-451.
- Adriano DC. Trace Elements in the Terrestrial Environment. Springer-Verlog, New York. NY. 1986.
- Alloway BJ. (ed.). Heavy Metals in Soils. 2nd ed. Wiley, New York, NY 1995.
- Arkin GF, Taylor HM. (Eds.). Modifying the Root Environment to Reduce Crop Stress. ASAE Monograph No. American Society of Agricultural Engineers, St. Joseph, MI. 1981, 4.
- Baligar VC, Ahlrichs J. Nature and distribution of acid soils in the world In: R.E. Schaffert. Proc. of workshop: Develop and Strategy for Collaborative Research and Dissemination of Technology. Purdue University 1998, 1-11.,
- Lafayette W, IN Baligar VC, Bennett OL. Outlook on fertilizer use efficiency in the tropics. Fert. Res 1986a;10:83-96.
- Baligar VC, Bennett OL. NPK-fertilizer efficiency. A situation analysis for the tropics. Fert. Res. 1986b;10:147-164.
- Baligar VC, Duncan RR. (eds.). Crops as Enhancers of Nutrient Use. Academic Press, San Diego, CA, 1990.
- Baligar VC, Duncan RR, Fageria NK. Soil-plant interaction on nutrient use efficiency in plants: An overview In 1990a, 351-373.
- Baligar VC, Duncan RR. (eds.), Crops as Enhancers of Nutrient Use. Academic Press, San Diego, CA. Baligar VC, Fageria NK. Nutrient use efficiency in acid soils: nutrient management and plant use efficiency. In 1997, 75-93.
- Monitz AC, Furlani AMC, Fageria NK, Rosolem CA, Cantarells H. (eds.), Plant-Soil Interactions at Low pH: Sustainable Agriculture and Forestry Production. Brazilian Soil Science Society Compinas, Brazil.
- Baligar VC, Fageria NK, Elrashidi MA. Toxicity and nutrient constraints in root growth. Hort. Sci 1998a;36:960-965.
- Barber SA. Soil nutrient bioavailability: A mechanistic approach, 2nd ed. John Wiley and Sons, Inc., New York, NY. 1995.
- Bennett WF. Plant nutrient utilization and diagnostic plant symptoms. 1993, 1-7. In:
- Bennett WF. (eds.). Nutrient Deficiencies and Toxicities in Crop Plants. The American Phytopathological Society Press. Paul St, Bennie MN, AT. Growth and mechanical impedance. 1996, 453-470. In:
- Waisel Y, Eshel A, Kafkafi U. (eds.), Plant roots—The Hidden Half. Marcel Dekker, New York, NY.
- Blair G. Nutrient efficiency—what do we really mean. Genetic Aspects of Plant Mineral Nutrition 1993, 205-213. In: Randall PJ, Delhaize E, Richards RA, Munns R. (eds.), Kluwer Academic Publishers, Dordrecht, Netherlands.
- Blevins RL, Thomas GW, Smith MS, Frye WW, Cornelius PL, Changes in soil properties after 10 years continuous non-tilled and conventionally tilled corn. Soil Till. Res. 1983;3:135-146.
- Borlaug NE, Dowswell CR.. Fertilizer: To nourish infertile soil that feeds a fertile population that crowds a fragile world. Fertilizer News 1993;38:11-20.
- Borlaug NE, Doswell CR. Feeding a human population that increasingly crowds a fragile planet 15th World Cong. of Soil Sci. Acapulco, Mexico. Supplement to Trans 1994, 10.
- Camp CR, Lund ZF. Effect of soil compaction on cotton roots. Crop Sci 1964;17:13-14.
- Clark RB. Mineral deficiencies of corn. Agrichem. Age. 1970;13:4-8.
- Clark RB. Plant response to mineral element toxicity and deficiency 1982, 71-73. In:
- Christiansen MN, Lewis CF. (eds), Breeding Plants for Less Favorable Environments. John Wiley and Sons, New York, NY.
- Clark RB. Physiological aspects of calcium, magnesium and molybdenum deficiencies in plants 1984, 99-170. In:
- Adams F. (ed.), Soil Acidity and Liming Agronomy 12 American Society A of Agronomy. Madison, WI.
- Dudal R. Inventory of the major soils of the world with special reference to mineral stress hazards 1976, 3-13. In:
- Wright MJ. (ed.), Plant Adaptation to Mineral Stress in Problem Soils Cornell University Press, Ithaca, NY.
- Duncan RR. Genetic manipulation. In: R. E. Wilkinson. (ed.), Plant- Environment Interactions. Marcel Dekker Inc., New York, NY 1994, 1-38.
- Duncan RR, Carrow RN. Turfgrass—Molecular genetic improvement for abiotic/edaphic stress environment. Adv. Agron 1999;67:233-306.
- Epstein E.. Mineral Nutrition of Plants: Principles and Perspective. Wiley Publisher, New York, NY 1972.
- Fageria NK. Maximizing Crop Yields. Marcel Dekker, New York, NY 1992.
- Fageria NK, Baligar VC, Edwards DG. Soil-Plant nutrient relationships at low pH stress 1990, 475-507. In
- Baligar VC, Duncan RR. (eds.). Crops as Enhancers of Nutrient Use. Academic Press. San Diego CA, Fageria

- NK, Baligar VC, Jones CA. Growth and Mineral Nutrition of Field Crops 2nd edition Marcel Dekker, Inc., New York, NY 1997a.
35. Food and Agriculture Organization (FAO). Fertilizer year book FAO. Rome, Italy 1992, 41.
36. Food and Agriculture Organization (FAO). Production year book, vol. 46, FAO. Rome, Italy, 1993.
37. Foy CD. Soil chemical factors limiting plant growth. In: J. L. Hatfield and B. A. Stewart (eds.), Limitations to Plant Root Growth. *Adv. Soil Sci* 1992;19:97-149.
38. Frota JNE, Tucker TC. Absorption rates of ammonium and nitrate by rice and kidney beans under salt and water stress. *Soil Sci. Soc. Am. J* 1978;42:753-756.
39. Gerloff GC, Gabelman WH. Genetic basis of inorganic plant nutrition 1983, 453-480.
40. Hackett C. A study of the root system of barley. II. Relationships between root dimensions and nutrient uptake. *New Phytol* 1969;68:1023-1030.
41. Ismail IRL, Blevins and W.W. Frye. Long-term no tillage effects on soil properties and continuous corn yields. *Soil Sci. Soc. Am. J.* 1994;58:193-198.
42. Kabata-Pendias A, Pendias H. Trace Elements in Soils and Plants. 2nd ed. CRC Press, 1992.
43. Baca Raton FL, Kafkafi U, Bernstein N. Root growth under salinity stress. In Y. Waisel, 1996, 435-451.
44. Eshel A, Kafkafi U. (eds.), Plant Roots-The Hidden Half. Marcel Dekker Inc. New York, NY.
45. Lal R. No tillage effects on soil properties under different crops in Western Nigeria. *Soil Sci. Soc. Am. Proc.* 1976;40:762-768.
46. Mahboubi AA, Lal R, Faussey NR. Twenty-eight years of tillage effects on two soils in Ohio. *Soil Sci. Soc. Am. J* 1993;57:506-512.
47. Marschner H.. Mineral Nutrition of Higher Plants. Academic Press, San Diego, CA, 1995.
48. Marschner H, Dell B. Nutrient uptake in mycorrhizal symbioses, *Plant and Soil* 1994;159:89-102.
49. Mengal DB, Barber SA. Rate of nutrient uptake per unit of corn root under field conditions. *Agron. J* 1974;66:399-402.
50. Mengal K, Kirkby EA. Principles of Plant Nutrition, 3rd Edition. International. Potash Institute, Berne, Switzerland, 1982.
51. Russell RS. Plant Root Systems: Their Function and Interaction with the Soil. McGraw- Hill. New York, NY, 1977.
52. Sumner ME, Fey MV, Noble AD. Nutrient status and toxicity problem in acid soils. In: B. Ulrich and M. E. Sumner. (eds.), Soil Acidity. Springer-Verlag Berlin Germany, 1991.
53. Taylor HM, Huck MG, Klepper B. Root development in relation to soil physical conditions. In: D. Hillel (ed.), In: Optimizing the Soil Physical Environment Toward Greater Crop Yields. Academic Press. New York, NY 1972, 57-77.
54. Von Uexkull HR. Efficient Fertilizer use in Acid Upland Soils of the Humid Tropics. FAO and Plant Nutrition Bull 10 FAO Rome Italy 1986.
55. Vose PB. Effect of genetic factors on nutritional requirement of plants 1984, 67-114. In:
56. Vose PB, Blixt SG. (eds.), Crop Breeding—A Contemporary Basis. Pergamon Press, Oxford, England. Vose PB. Genetic aspects of mineral nutrition—progress to date 1987, 3-13. In:
57. Gabelman WH, Loughman BC. (eds.), Genetic Aspects of Plant Mineral Nutrition. Martinus Nijhoff Publisher. The Netherlands.